

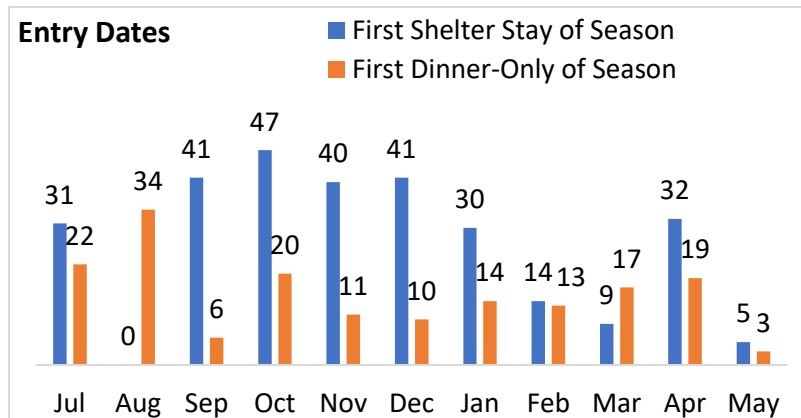
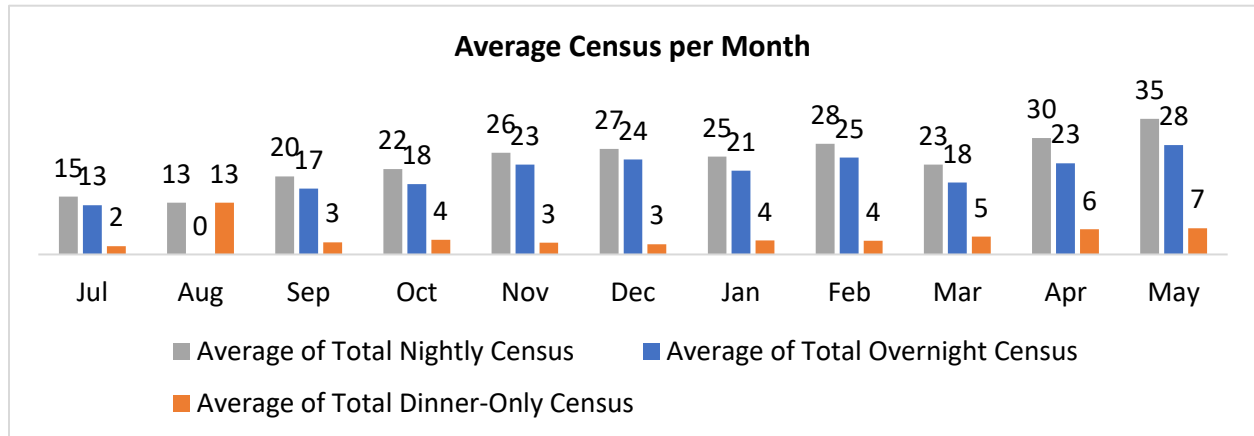


Bethel Winter House 2021-2022 Season Summary Data Report

2021-2022 Season: July 1, 2021 - July 30, 2021 & September 8, 2021 - May 8, 2022; 272 shelter nights
 Services only: 8 days in August (280 total nights)

	2021-2022 Season	2020-2021 Season	2019-2020 Season	2018-2019 Season	2017-2018 Season
Number of Nights in Season	280	283	196	121	121
Total Number of Guests	331	291	277	216	157
Overnights only	301	264	193	181	Not tracked
Meal-only guests	30	27	84	35	Not tracked
Highest census night	45	45	39	32	27
Lowest census night that included overnights	8	9	10	5	4
Average census per night	24	26	23	17	Not tracked
Number of nights with 20+ guests	204	194	137	31	22

2021-2022 Season Services	Guest Count	Service Count
Total shelter nights (272 nights)	301	5,593
Total dinners (including dinner-only and dinners for overnight guests)	331	6,719
Dinner-only (not including overnight dinners)	169	1,126



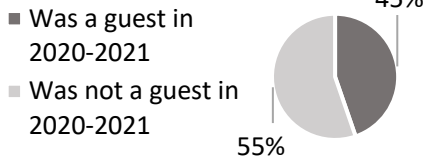
Over half of all overnight guests' first shelter stay for this season was by the end of October. While the number of first stays decreased after December, it did not do so linearly. **There were still guests who had their first shelter stay of the season every month of the season** except August, when BWH was closed for overnight stays.

This report was prepared by Ariel Herman, Project Analyst for Bethel Winter House and Bethel Community Services Foundation. The summary report is prepared for public distribution and is available on Bethel Winter House's website (bethelwinterhouse.org).



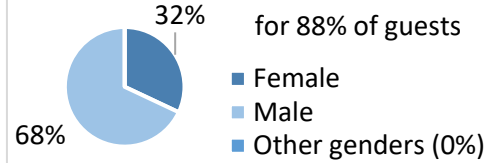
Bethel Winter House 2021-2022 Season Summary Data Report

New vs. Returning Guests



Average age: 42
Range: 16-81
 Most common age ranges:
 25-34 (23%) and 35-44 (26%)

Gender



Sexual Orientation



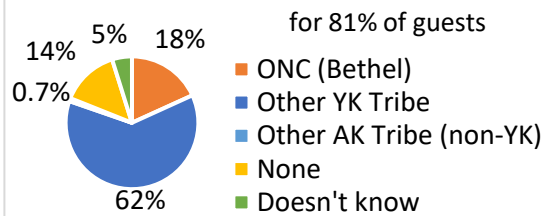
Veteran status is known for 87% of guests. Of those, 14% are **veterans**.

8 Veterans (not Guard)
32 Guests: both Veteran and Guard
10 Guard (but not Veteran)

Race is known for 88% of guests:

American Indian, Alaska Native, or Indigenous (94%)	American Indian, Alaska Native, or Indigenous and Hispanic/Latinx (1%)
American Indian, Alaska Native, or Indigenous and White (4%)	Asian or Asian American and Black, African American, or African (0.3%)
White (0.7%)	Black, African American, or African (0.3%)

Tribal Affiliation



96% of guests who know their Alaska Native Regional Corporation affiliation are shareholders with **Calista**

Domestic violence victimization rates and foster care experience is known for 86% and 85% of guests. Of those guests who shared their experiences:

31% are **domestic violence survivors**

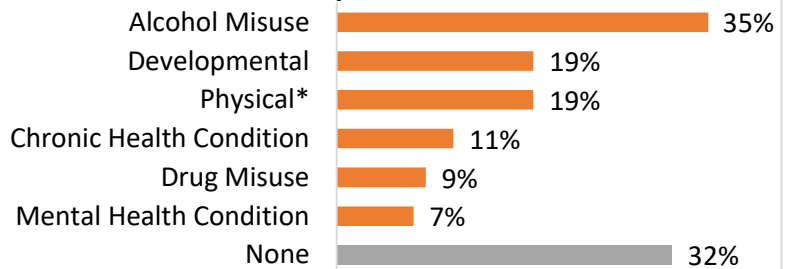
17% experienced **foster care**

Disabling conditions status is known for 86% of guests.

Of those guests with known status, 69% have at least 1 disabling condition.

Of the people with disabling conditions, 48% have more than one condition.

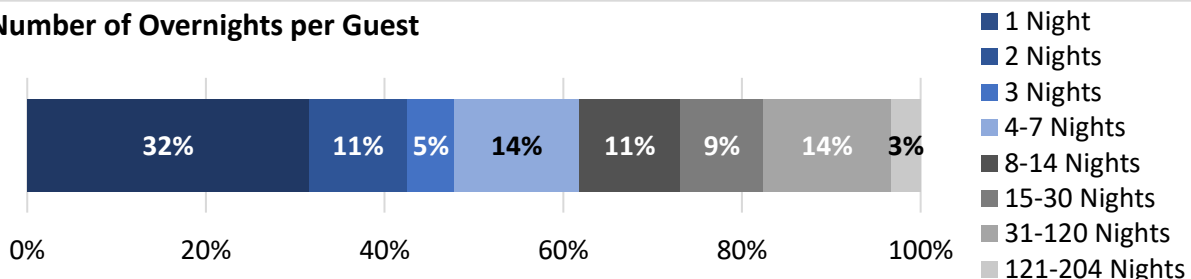
Disabling Conditions among Guests who Responded



*Physical includes 29 guests with traumatic brain injuries

Average overnights per guest: 19 • Range: 1-205 nights • Median: 4 nights • Mode: 1 night

Number of Overnights per Guest



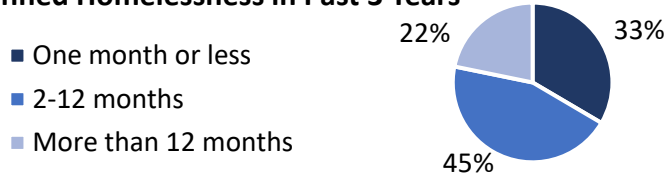


Bethel Winter House 2021-2022 Season Summary Data Report

The **HUD definition of homeless** is, generally, staying in places not meant for habitation, such as abandoned buildings, outside, and vehicles, or in emergency shelter.

85% of overnight guests provided responses for how many months they experienced HUD-defined homelessness (places not meant for habitation or shelters) in the past 3 years.

Number of Months Overnight Guests Experienced HUD-defined Homelessness in Past 3 Years

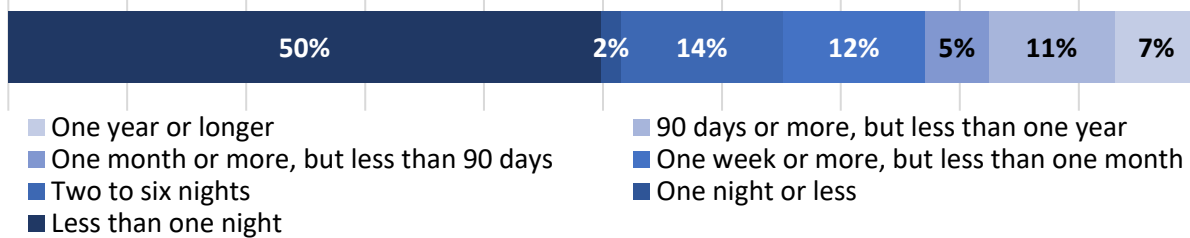


At least 94% of all Winter House guests have experienced homelessness at some point in the last 3 years: 100% of overnight guests and at least 30% of dinner-only guests.

Separate **episodes of homelessness** are in between *breaks* in HUD-defined homelessness. Breaks:

- at least 7 days with family/friends or in their own place; or
- at least 90 days in an institution like hospital, prison, or treatment center.

Overnight Guests: Episode of Homelessness Length at Entry

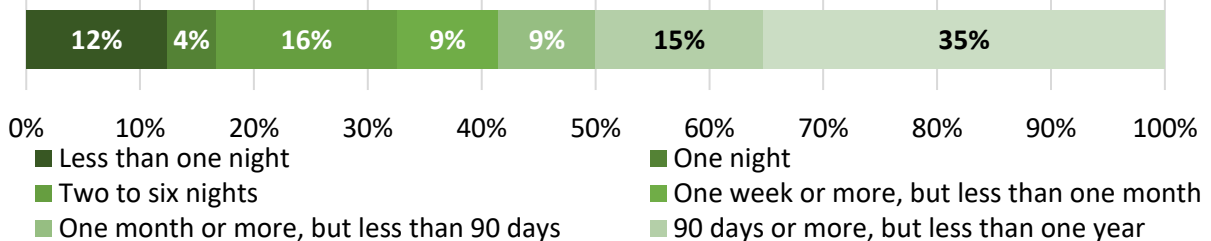


Less than 1 night means their episode of homelessness began the night they first stayed overnight at Bethel Winter House

Average: 66 days
Range: less than one night to 3 years
Median: 1 night • Mode: less than one night

In Bethel, we are also interested in how long they have been staying temporarily with friends/family to understand overcrowding and “couch surfing” in our community. We are therefore using a broader understanding of **housing instability**, which would include these situations and may be longer than an episode of homelessness. A date of last stable housing was collected for 258 overnight guests at their first visit to Bethel Winter House this season.

Overnight Guests: Housing Instability at Entry

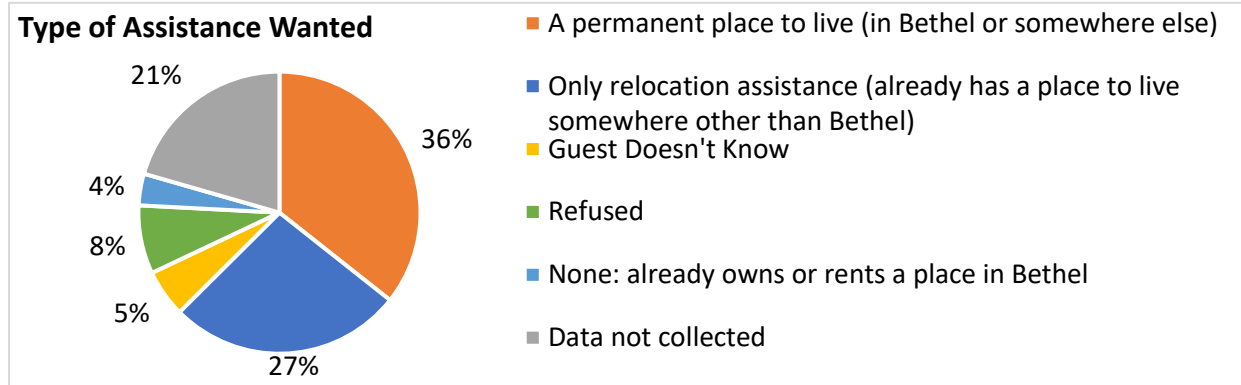
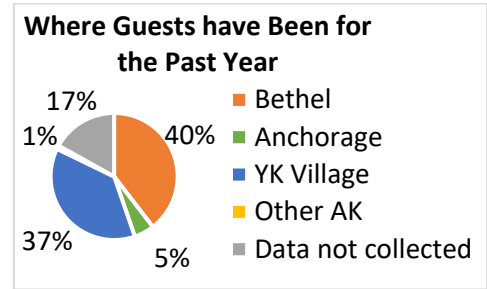
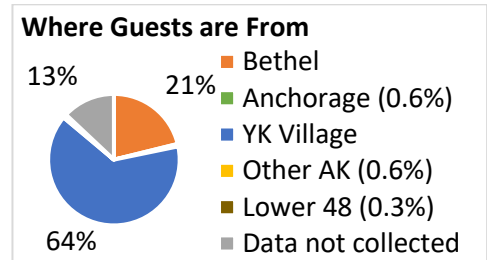
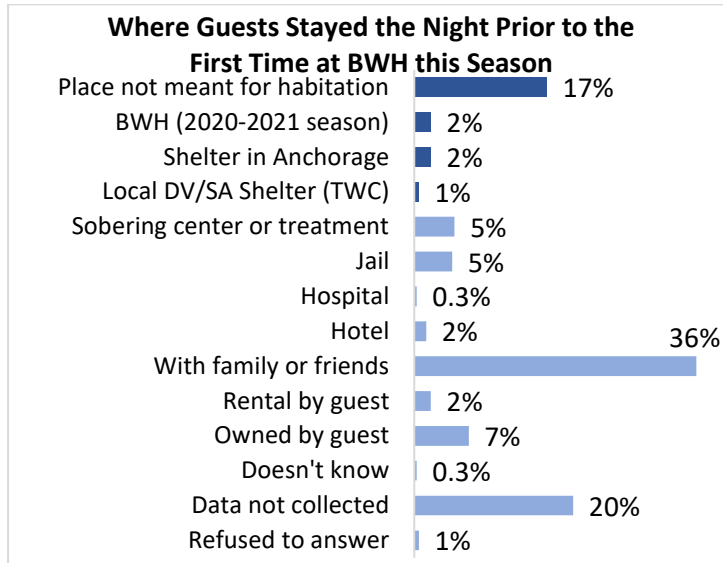


Average: 1.9 years
Range: less than one night to 42 years
Median: 86 days • Mode: less than one night

Of the guests who reported having housing instability for more than a year, 82% reported having a disabling condition.



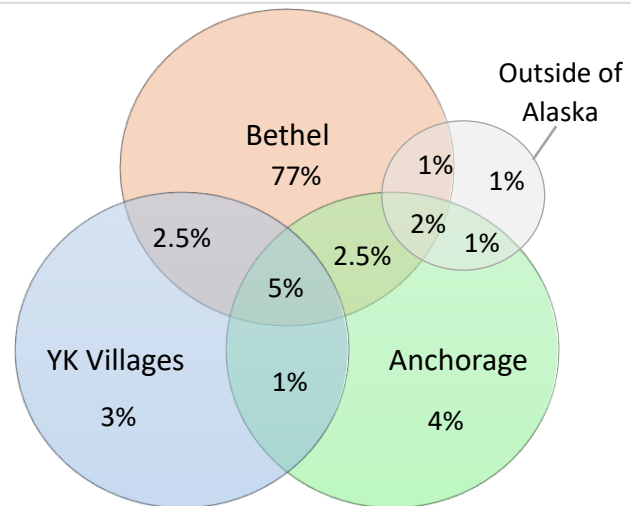
Bethel Winter House 2021-2022 Season Summary Data Report



Of those **36% (118 guests)** looking for a permanent place to live, communities they would be willing to live in:

People mostly want to live in Bethel and the YK Region:

- 77%** want to **only live in Bethel**
- 90%** willing to live in **Bethel and somewhere else**
- 82.5%** want to **only live in the YK region (Bethel and/or YK villages)**



	Cost per service	Totals	Average per person
Overnights (301 people, 5,593 overnights)	\$32	\$178,976	\$541
Breakfast after overnight stay (301 people, 5,593 breakfasts)	\$5	\$27,965	\$84
Dinners (331 people, 6,719 dinners, including during overnights)	\$16	\$107,504	\$325
Total (331 people, 17,905 overnights and meals)	\$53	\$314,445	\$950