

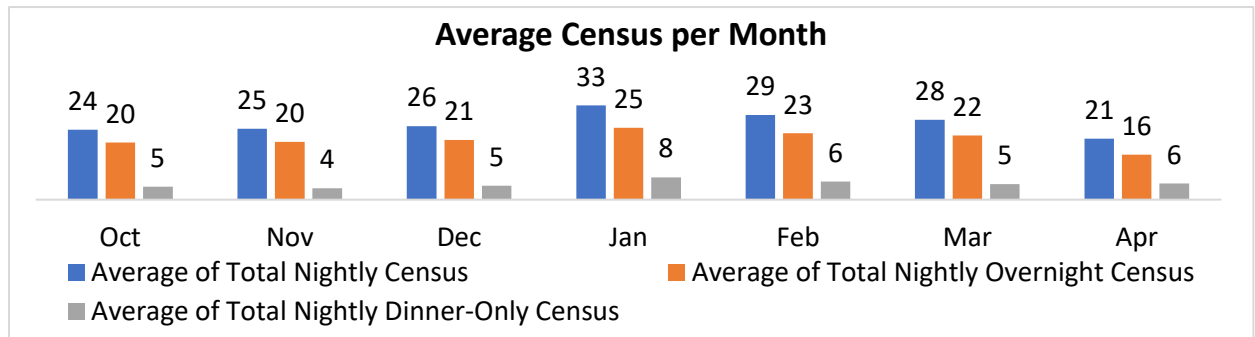


Bethel Winter House 2022-2023 Season Brief Data Report

2022-2023 Season: October 1, 2022 – April 30, 2023; Closed March 5-7, 2023; 208 total nights

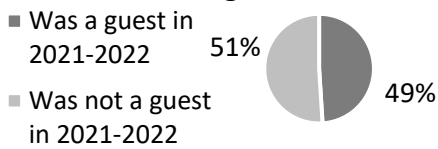
	2022-2023	2021-2022	2020-2021	2019-2020	2018-2019	2017-2018
Number of Nights in Season	208	280	283	196	121	121
Total Number of Guests	258	331	291	277	216	157
Overnights only	237	301	264	193	181	Not tracked
Meal-only guests	21	30	27	84	35	Not tracked
Highest census night	42	45	45	39	32	27
Lowest census night	13	8	9	10	5	4
Average census per night	27	24	26	23	17	Not tracked
Number of nights with 20+ guests	181	204	194	137	31	22

2022-2023 Season Services	Guest Count	Service Count
Total shelter nights (208 nights)	237	4,372
Total dinners (including dinner-only and dinners for overnight guests)	258	5,524
Dinner-only (not including overnight dinners)	143	1,152



Report includes the demographic data that was collected for roughly 90% of guests

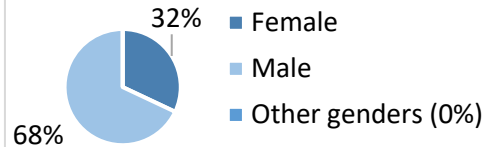
New vs. Returning Guest



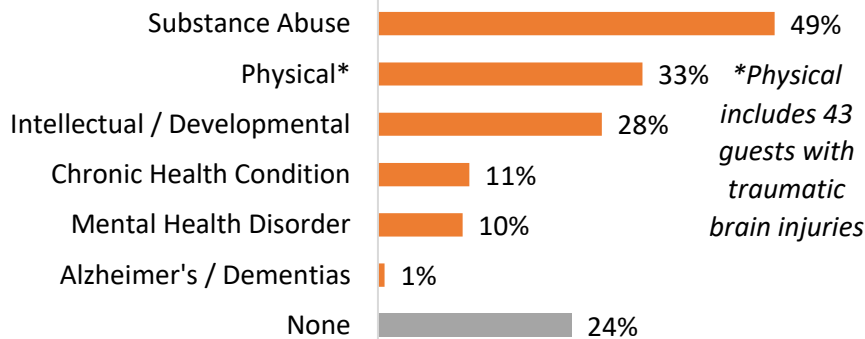
Average age: 42
Range: 15-81

23% of guests have any income

Gender



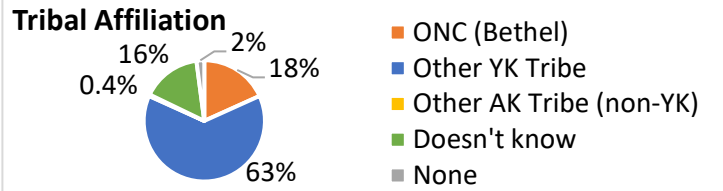
Disabling Conditions among Guests who Responded



At least 96% of all Winter House guests have experienced homelessness at some point in the last 3 years: 100% of overnight guests and at least 52% of dinner-only guests.



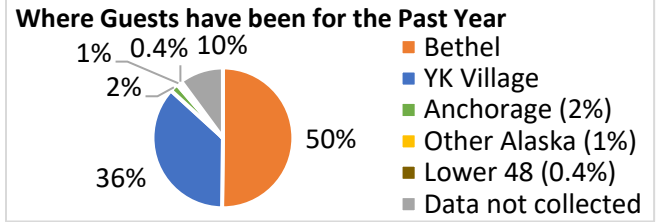
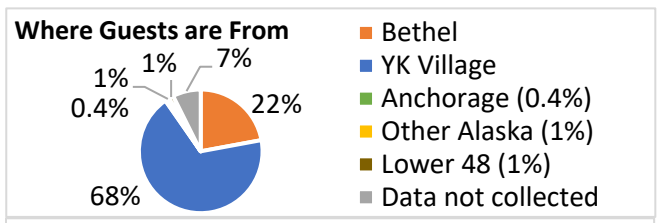
Bethel Winter House 2022-2023 Season Brief Data Report



10% are veterans .
5 Veterans (not Guard)
21 Guests: both Veteran and Guard
7 Guard (but not Veteran)

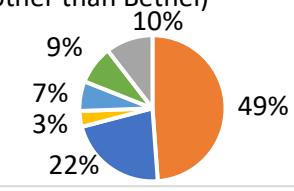
Race and Ethnicity

94% American Indian, Alaska Native, or Indigenous
0.4% American Indian, Alaska Native, or Indigenous & Black, African American, or African
0.4% American Indian, Alaska Native, or Indigenous & Hispanic/Latinx
3% American Indian, Alaska Native, or Indigenous & White
0.4% Black, African American, or African
0.4% Hispanic/Latinx & White
White (1%)



Type of Assistance Wanted

- A permanent place to live (in Bethel or somewhere else)
- Only relocation assistance (already has a place to live somewhere other than Bethel)
- Doesn't know
- Refused
- None: already owns or rents a place in Bethel
- Data not collected



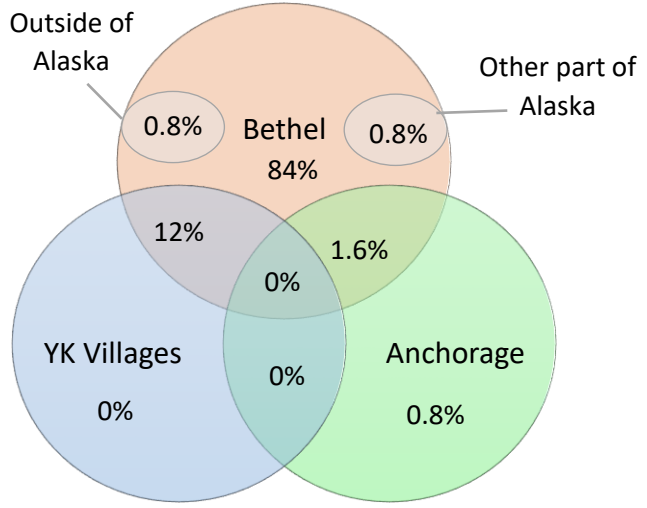
Of those 49% (126 guests) looking for a permanent place to live, communities they would be willing to live in:

People mostly want to live in Bethel and the YK Region:

84% want to only live in Bethel

99% willing to live in Bethel and somewhere else

96% want to only live in the YK region (Bethel and/or YK villages)



Costs:

	Cost per service	Totals	Average per person
Overnights not including meals (237 people, 4,372 overnights)	\$35	\$153,020	\$646
Breakfast after overnight stay (237 people, 4,372 breakfasts)	\$6	\$26,232	\$111
Dinners (258 people, 5,524 dinners, including during overnights)	\$18	\$99,432	\$385
Total (258 people, 14,268 overnights and meals)	\$59	\$278,684	\$1,080